




















PRO microneedling | service chart

	double cleanse	resurfacing	microneedling	dermal layering	home care
skin concern	<ol style="list-style-type: none"> 1. Use PreCleanse for first cleanse. 2. Perform Face Mapping. 3. Special Cleansing Gel or skin specific cleanser for second cleanse 	<ol style="list-style-type: none"> 1. Apply One-Step Prep. 2. Apply skin-specific Pro Power Peel (1-2 layers). 3. Apply Neutralizing Solution after Pro Power Peel and remove as directed. <p>Power Down: Use Exfoliant Accelerator 35 or omit resurfacing.</p>	<ol style="list-style-type: none"> 1. Choose professional serum an range depending on targeted concern. 2. Apply skin specific professional serum. 3. Perform the Dermalogica Microneedling Technique. 4. Wipe the skin with damp esthetic wipes after microneedling to remove excess product. 	Apply Pro Restore all over skin.	<ol style="list-style-type: none"> 1. Recommend 2 tubes of Pro Restore for the 7 days that follow the Pro Microneedling service. 2. From the 2nd day post-service, clients can use a system of serum, moisturizer and sunscreen specific to their skin concern 3. Add other complementary product tailored to client's skin needs.
dull skin/ dehydration	 <p>PreCleanse Special Cleansing Gel</p>	 <p>One-Step Prep UltraBright Peel Neutralizing Solution</p>	 <p>0.2-0.6mm BioLumin-C Pro Serum</p>	 <p>Pro Restore</p>	 <p>Pro Restore BioLumin-C Serum BioLumin-C Gel Moisturizer Invisible Physical Defense SPF 30</p>
large or clogged pores	 <p>PreCleanse Special Cleansing Gel</p>	 <p>One-Step Prep PowerClear Peel Neutralizing Solution</p>	 <p>0.4-0.8mm Niacinamide IonActive 1.0-1.2mm Pro Restore Niacinamide IonActive</p>	 <p>Pro Restore</p>	 <p>Pro Restore AGE Bright Clearing Serum Active Moist Invisible Physical Defense SPF 30</p>
uneven skin tone	 <p>PreCleanse Special Cleansing Gel</p>	 <p>One-Step Prep UltraBright Peel Neutralizing Solution</p>	 <p>0.2-0.8mm PowerBright IonActive</p>	 <p>Pro Restore</p>	 <p>Pro Restore PowerBright Dark Spot Serum PowerBright Moisturizer SPF 50 PowerBright Overnight Cream</p>
lines and wrinkles	 <p>PreCleanse Special Cleansing Gel</p>	 <p>One-Step Prep AdvancedRenewal Peel Neutralizing Solution</p>	 <p>0.4-1.2mm Pro Restore</p>	 <p>Pro Restore</p>	 <p>Pro Restore Smart Response Serum Dynamic Skin Recovery SPF 50 Super Rich Repair</p>