






















PRO dermaplaning | service chart

Use this chart as a guide to help you plan your Pro Dermaplaning treatment along with your client's home care regimen.

skin concern	double cleanse	prep	dermaplaning	resurfacing	deep treatment	dermal layering	home care
	<p>Use PreCleanse for first cleanse.</p> <p>Perform Face Mapping skin analysis.</p> <p>Use skin-specific cleanser.</p>	<p>Wipe the skin with One Step Prep or Post Extraction Solution to ensure any excess oils have been removed.</p>	<p>Apply gloves and perform dermaplaning technique.</p>	<p>After dermaplaning, if the skin can tolerate further exfoliation, proceed with professional resurfacing with Daily Milkfoliant.</p>	<p>Apply a skin-specific Professional Serum. Follow with an application of Light Energy Masque.</p> <p>Modality Option: Add in LED over professional serum with Light Energy Masque.</p>	<p>Apply skin specific toner. Apply Pro Restore.</p> <p>Finish with a skin specific moisturizer and Invisible Physical Defense SPF 30.</p>	<p>Prescribe a customized home care system tailored to the client's skin care needs.</p>
dull skin/ dehydration	 <p>PreCleanse Special Cleansing Gel</p>	 <p>One-Step Prep or Post Extraction Solution</p>	 <p>Small amount of PreCleanse, followed by dermaplaning technique</p>	 <p>Daily Milkfoliant + Power Up: Exfoliant Accelerator 35 - Power Down: Omit Resurfacing</p>	 <p>Hyaluronic Acid IonActive Serum Light Energy Masque</p>	 <p>Multi-Active Toner Skin Smoothing Cream Invisible Physical Defense SPF 30</p>	 <p>BioLumin-C Serum BioLumin-C Gel Moisturizer Invisible Physical Defense SPF 30</p>
hyperpigmentation	 <p>PreCleanse Special Cleansing Gel</p>	 <p>One-Step Prep or Post Extraction Solution</p>	 <p>Small amount of PreCleanse, followed by dermaplaning technique</p>	 <p>Daily Milkfoliant + Power Up: Exfoliant Accelerator 35 - Power Down: Omit Resurfacing</p>	 <p>PowerBright IonActive Serum Light Energy Masque</p>	 <p>UltraCalming Mist Skin Smoothing Cream Invisible Physical Defense SPF 30</p>	 <p>Power Bright Dark Spot Serum PowerBright Moisturizer SPF 50 PowerBright Overnight Cream</p>
lines and wrinkles	 <p>PreCleanse Skin Resurfacing Cleanser</p>	 <p>One-Step Prep or Post Extraction Solution</p>	 <p>Small amount of PreCleanse, followed by dermaplaning technique</p>	 <p>Daily Milkfoliant + Power Up: Exfoliant Accelerator 35 - Power Down: Omit Resurfacing</p>	 <p>Hyaluronic Acid IonActive Serum Light Energy Masque</p>	 <p>Antioxidant HydraMist Intensive Moisture Balance Invisible Physical Defense SPF 30</p>	 <p>Smart Response Serum Super Rich Repair Dynamic Skin Recovery SPF 50</p>