



# INTRODUCING

# pro pen

**Pro Pen** is a unique Microneedling and NanoInfusion system, all-in-one.

**Pro Pen** offers a wide variety of customization options, paired with advanced professional serums to target concerns like uneven skin tone, appearance of wrinkles and pores, and skin texture.

This is your guide to help you learn exactly how to use the pro pen, including everything you need to know about:

- Technology
- Range and speed
- Cartridges
- Technique
- Professional serums
- Skin prep

**dermalogica** PRO

# pro pen overview

**Pro Pen** offers both Microneedling and NanoInfusion options. 4 cartridges allow customization options to match the skin needs of each client. They can be paired with professional serums.



4 cartridge options for personalization

Grip for precision

Adjustment ring

Battery or cable operated to adjust to every environment. 2 batteries with each 2-hour charge = 4-hour charge

6 speeds: from 7500 to 8600 RPM





SMART technology remembers last speed setting

# cartridges

- Transparent color for more visibility
- Lock to prevent movement once plugged on pen
- Silicone spring prevents fluid backflow for maximum hygiene
- High grade sterilization method
- Stainless steel needles and plates



4 cartridge options allow for customization for every client.

				
	<b>9-Pin</b>	<b>24-Pin</b>	<b>Nano Metal</b>	<b>Nano Silicon</b>
	9 stainless-steel needles on square plate (5x5mm). This provides the most advanced form of exfoliation, smoothing and firming benefits.	24 stainless-steel needles tightly stacked together on a round plate (7.93mm diameter). This allows for once again a slightly stronger exfoliation and smoother skin.	Fine cones on a stainless-steel plate (5x5mm metal). The larger plate helps cover larger areas. It is designed for a slightly stronger exfoliation and helps with skin luminosity.	Fine cones on small silicon plate (2.87x2.87mm) . Very gentle, it is designed to delicately exfoliate when skin is somewhat sensitive.
<b>material</b>	Stainless steel	Stainless steel	Stainless steel	Silicon
<b>plate dimension</b>	5*5mm	7.83mm (diameter)	5*5mm	2.87*2.87mm





# dermalogica technique

## Basic rules of application

Do not exert any pressure on the handpiece.

Always tighten the skin.

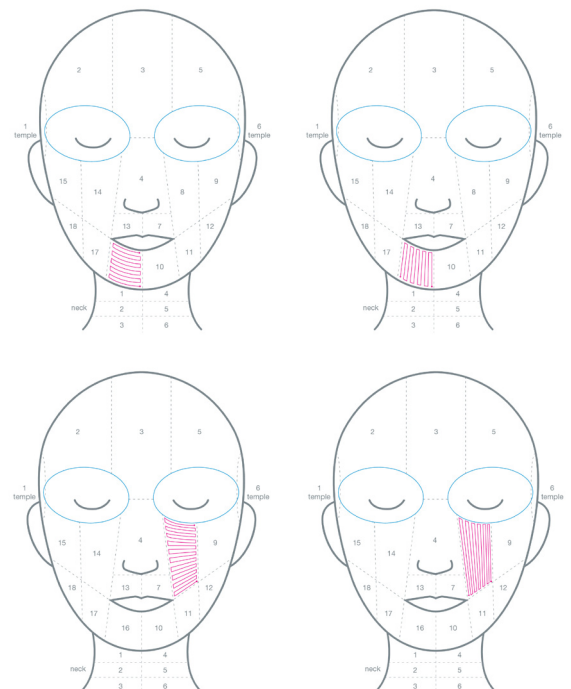
- If the skin is not taut, it will yield and might decrease efficacy.
- Always place your fingers next to the targeted zone, not on it.
- Make sure that the skin next to the targeted area under your firm fingers is dry so that you can properly tighten it.

Sufficient product (Pro Restore or Professional Serum) must always be applied to the area you will be working on.

Always move the cartridge perpendicular to the skin, at a 90-degree angle in a slow S-like pattern.

An initial reaction of the skin during the service in the form of an even stimulation or redness is expected.

Take care to target all zones evenly and without gaps.



# professional serums

Results for every skin concern

---

	serum	skin concern
	<p><b>pro restore</b> This breakthrough concentrate was designed to work with advanced skin services. It prepares the skin's barrier, and increases the appearance of skin firmness and brightness.</p>	Skin imperfections, uneven skin tone, appearance of lines and wrinkles.
	<p><b>biolumin-c pro serum</b> A high-performance professional serum that helps brighten, increase the look of firmness, and reduce the appearance of fine lines and wrinkles.</p>	Dull skin.
	<p><b>niacinamide ionactive serum</b> A clearing serum with Niacinamide (Vitamin B3).</p>	Pore size and congestion.
	<p><b>powerbright ionactive serum</b> A professional serum that uses potent actives to reduce the appearance of dark spots and uneven skin tone.</p>	Uneven skin tone.
	<p><b>hyaluronic acid ionactive serum</b> A hydrating serum with Hyaluronic Acid that delivers intense moisture and protects dry, dehydrated and irritated skin.</p>	Lack of hydration.
	<p><b>retinol 1% ionactive serum</b> Containing 1% microencapsulated retinol, this product improves skin texture and the appearance of wrinkles.</p>	Lines and wrinkles.

# contraindications

---

As for many professional services, microneedling must not be performed when the client has any of the following conditions or is undergoing any of these services:

- Have a known history of clotting or bleeding disorders such as hemophilia.
- Are immune deficient or immune suppressed due to medical conditions or medications.
- Suffer from uncontrolled diabetes (high blood sugar).
- Take anticoagulant (blood thinner) therapies such as warfarin, heparin, or low dose aspirin.
- Suffer from an active skin infection, including bacterial, viral, or fungal infection.
- Suffer from an infection such as hepatitis or human immunodeficiency virus (HIV).
- Have or had eczema, psoriasis, vitiligo, or auto-immune disease.
- Have an active rash on the face.
- Have a current outbreak of cold sores (herpes).
- Are currently taking acne medication with the ingredient isotretinoin (Accutane) or have taken isotretinoin in the past 6 months.
- Have actinic (solar) keratoses, keloid scars (or a history of keloid scars), warts, or birthmarks or moles in the targeted area.
- Planning to be in the sun in the two weeks following the procedure.
- Suffer from a known malignancy or are undergoing or about to undergo treatments using chemotherapy, radiotherapy, or steroids.
- Are pregnant or breastfeeding.
- Are allergic to stainless steel or to topical or local anesthetics or have a history of contact dermatitis to these products.
- Have had neurotoxin injectable (Botox) within 14 days in targeted area, or other injectables such as collagen, fat, or other methods of augmentation in the targeted area within 14 days.

As for many professional services, NanoInfusion must not be performed when the client has any of the following conditions or is undergoing any of these services:

- Skin with piercings, keloid scars, raised moles, warts, open wounds, active bacterial or fungal infection (cold sores or blisters) in targeted area.
- Have active acne, rosacea, or other inflammatory skin conditions.
- Skin with active eczema, psoriasis, and other chronic condition flare up.
- Collagen vascular disease.
- Have a history of metal allergies or skin allergies.
- Have had neurotoxin injectable (Botox) within 14 days in targeted area, or other injectables such as collagen, fat, or other methods of augmentation in the targeted area within 14 days.
- Have waxed or used other methods of hair removal to the targeted area within 5 days prior to service. No IPL/laser hair removal 14 days prior.
- Have excessively tanned or sunburned skin from the sun or tanning bed within 14 days.
- Seek physician's approval for nano infusion if you are pregnant or nursing.